

THE NEEDLEWORK & TEXTILE GUILD OF MICHIGAN



VOLUME 14, ISSUE 4

DECEMBER 2024

MISSION STATEMENT

The purpose of the Guild shall be to foster the art of needlework and textile arts, encourage high standards of design and technique, and bring together members who will learn, share, teach, and participate, to the fullest extent, in this endeavor. This shall be considered the Mission of the Guild.

FROM THE PRESIDENT

Here we are at our last “In-Person” meeting for the year. We had a wonderful turn-out for last month and I REALLY appreciate everyone who attended and helped with our house-cleaning. December is a FUN meeting, so I would love to see as many members as are able attend.

There will be the 3 Seminar Day projects (see page 8). Check with Barb Skimin if you haven’t signed up yet. Susan Schwandt is asking for Holiday cookies, if possible, and please bring your lunch so you can stay and visit with friends into the afternoon.

We still have a large number of books that were culled from the NTGM library last month. These are free to members (although we won’t refuse a small donation if you are so inclined, e.g. \$5/6 books).

I will have kits of pre-cut fabric for the Sew Powerful Purse Project and there is still quite a bit of fabric at the church. I can help you put together fabrics to cut and sew at home. Or you can bring your cutting mat, ruler, and rotary cutter and I will help you cut a kit(s) while there. See <https://www.ntgm.org/calendar> - May 2025.

Since we won’t meet in-person again until March, this is good time to pick up the fabric you need to sew in January and February. If you aren’t flying away for the cold months, I will have kits available to pick up at my house in St. Clair Shores or my daughter’s house in Troy. Obviously advance notice will be needed.

Happiest of Holidays to all!!

~ Carol Gardner Buszek



INSIDE THIS ISSUE

Program Notes	3
Member News	4 - 6
Calendar	7
Programs	9 - 18



[NTGM Policy LINKS](#)

www.NTGM.org

DECEMBER



**LOVE
PEACE
JOY**

NEW YEAR'S EVE

Do you know of a member
who would benefit
from a personal note?

Contact [Marge Kluka](#)

LIBRARY NEWS



A huge thank you to members who volunteered to go through the books in the library racks and remove books/videos that may no longer be of interest to NTGM members. Since NTGM needed to move location of our supplies and library materials, downsizing was essential. The task could not have been accomplished without your help! Thank you for your time!

The books will now be on one movable book rack that will make it easier to browse the collection. Please stop by and check out a book or two. Since our next in-person meeting will be in a few months, you will have time to read and immerse yourself. See some of our suggestions on page 4.

~ Linda

NOTES from the PROGRAM COMMITTEE

December We are looking forward to Seminar Day! This is a great opportunity for you to take a wonderful workshop at no charge (there will be a small kit fee). Be tempted by these pictures of the class samples and see page 8 for more information. Please contact [Barbara Skimin](#) as soon as possible if you wish to participate in one of the workshops.

Rattail Coiling Techniques



Knitted Purse



Beaded Rope




Sit & Stitch


Bring your own project (perhaps a holiday gift to finish?)
and enjoy the company of like-minded fiber artists.

January There is one seat available in the Sashiko workshop (via Zoom). If you are interested in taking the workshop, contact [Barbara Skimin](#) asap. See page 10.


FROM OUR LIBRARY SHELVES.....




Are you looking for a last-minute handmade gift? Why not a patchwork bag? A bag can be as individual as the person using it and Susan Briscoe has come up with a myriad of inspirational suggestions alongside practical guidance on how to make bags that proclaim their owner's personality. A 'rice sack' bag is a practical, everyday shoulder bag, zipped for security, patchworked to co-ordinate with a special outfit and decorated with **sashiko** quilting. With so many ideas, Susan Briscoe never loses sight of practicalities, with suggestions for fabrics, ideas for quilting and patchwork styles, and step by step instructions for all projects illustrated with full color photography.



Never done Sashiko? Who cares? Use this book in our library to get familiar with Sashiko before our January online workshop. Sashiko, the traditional Japanese technique of needlework quilting, uses a simple running stitch to create beautiful patterns ideal for patchwork, quilting, and embroidery. This book begins by exploring the origins of the technique: to strengthen clothes and to make them warmer. Ten project chapters show how easy it is to use sashiko patterns to make beautiful items for the home. The sashiko patterns are described in step-by-step detail in the pattern library, showing you exactly how to achieve each individual pattern with ease. Finally, a gallery of work by contemporary Japanese textile artists provides extra inspiration.



Have you signed up for the workshop in January? Use this book to familiarize yourself with Sashiko! Modern and traditional designs include Seigaiha (waves) place mat, Namim no chidori (plover flying over waves) apron, Tsuru and kame (crane and turtle) wallhanging and Sodenash (bamboo leaf and feathered arrow) vest. Materials, equipment techniques and designs are explained.



David Own Hastings is returning to NTGM for an online workshop about architecture and quilting. Get a feel for that workshop or get some inspiration from this book in our library! How to get from "start" to "art" Make treasured art quilts from bits of cloth, stitched motifs, and painted details. This visual, step-by-step guide will help you unlock your own artistic vision as you quilt in a series, finish small art pieces, and incorporate meaningful symbols into your work. - Tap into your creative muse! Art quilt inspiration, techniques, and checklists presented in 8 easy-to-use design guides - Uncomplicated, visual guide to fabric collage with practice pieces to help you gain expertise - Tell your own artistic story with colors, materials, and beloved symbols.





The Village Fine Art Gallery

WHAT:

30 local artists, including NTGM members

- Liz DeVree
- Jeanne Sarna
- Terrie Voigt

WHERE:

- Village of Rochester Hills
- 104 N. Adams Road, Rochester Hills
- (between Chico's & Williams Sonoma)

WHEN:

- Now until December 31
- Monday – Saturday: 10am - 9pm
- Sunday: 12 noon - 6pm



The idea for Loose Ends came about when the founders, Jennifer Simonic and Masey Kaplan, both avid knitters, realized they had a shared experience. Friends

would often ask them to finish blankets, sweaters, or other projects left undone by deceased loved ones. They would always do so enthusiastically.

As a crafter, you understand that a handmade gift is priceless. The materials and hours that go into making something for a loved one are a gesture of love. Your efforts will reconnect a bereaved individual with a garment or accessory that was begun for them by a loved one. Loose Ends welcomes knitters, crocheters, quilters, or crafters of all sorts from anywhere in the world.

<https://looseends.org/>



UPCOMING EXHIBITION

Painted with Silk


The Art of Early American Embroidery

December 13, 2024 - June 15, 2025

From the 1600s until about 1830, the education of American girls emphasized reading, writing, and embroidery. For girls whose families could afford to send them to school, a finely worked embroidery which was worthy of being framed for display in her home served as a kind of diploma. *Painted with Silk* will feature approximately 80 unusually beautiful and well-preserved examples of this inherently fragile art in order to explore the cultural values and norms that schoolgirl embroidery was used to teach.



SPECIAL INTEREST GROUPS



ARTFUL QUILTERS

a contemporary art quilting group

WHEN: the third Tuesday of the month
September to June
1:00 to 3:00pm

Contact: [Barbara Gittleman](#)

KNITWITS

The KnitWits gather for a lovely day of knitting on the first Monday of the month, 10:00a-2:00p. Bring your own lunch and our host will provide beverages and dessert.

Contact: [Kathy Shuller](#)

BEADERS

Beaders of all skill levels meet on the first Tuesday of the month, 10:00a-2:00p. Work on the design or technique of your choice. Bring your own lunch and our host will provide beverages and dessert.

Contact: [Sharon McKenna](#)

SURFACE DESIGNERS

We have decided that life is a little too exciting and we will not be meeting in December - so plan ahead for January. Marge has come up with some great paper distressing techniques, and I thought about adding glitter to cheese cloth for embellishing (but my glitter, cheese cloth and life work are boxed up in a warehouse far away) so we can stack up these ideas for next year. In the meantime, come to the free workshops in December.

Happy Holidays!

~ Susan and Mary Kaye

Contact [Mary Kaye](#) or [Susan](#) for more information. Join the Surface Design Google Group by sending a request to [Sharon](#).



The comfort zone
is the great enemy
to creativity.

~ Dan Stevens



NTGM 2024 -25 SEASON

Tues, Sept 10, 2024 - 10:00 am ON-SITE
Welcome Back Celebration

Tues, Oct 8, 2024 - 10:00 am ON-SITE
Artist: Charlie Patricolo
Lecture: Not Your Grandmother's Dolls!

Tues, Nov 12, 2024 - 10:00 am ON-SITE
NTGM Housekeeping Day

Tues, Dec 10, 2024 - 10:00 am ON-SITE
Seminar Day - Three all-day classes, for members only, to choose from
Beading with Sharon McKenna
Surface Design with Susan McCarty
Knitting with Claudia Scroggins

Tues, Jan 14, 2025 - 10:00 am ZOOM
Artist: Beth Ross Johnson
Zoom Lecture: Sashiko: Japanese Folk Stitching

Tues, Jan 14, 2025 - 12:45 pm ZOOM
Wed, Jan 15, 2025 - 9:00 am
Zoom Workshop: Sashiko

Tues, Feb 11, 2025 - 10:00 am ZOOM
Artist: David Owen Hastings
Zoom Lecture: Minimal Design, Maximum Impact

Wed, Feb 12, 2025 - 10:00 am ZOOM
Zoom Workshop: Inspired by Architecture

Tues, March 11, 2025 - 10:00 am ON-SITE
Artist: Sue Walton
Lecture: Looking at Series: the Whys and Hows

Tues, March 11, 2025 - 12:45 pm ON-SITE
Wed, March 12, 2025 - 9:30 am
Workshop: Weaving Texture on a Frame Loom

Tues, April 8, 2025 - 10:00am ON-SITE
Artist: Sue Screws
Lecture: Properties and Possibilities of Polymer Clay

Tues, April 8, 2025 - 12:45 pm ON-SITE
Wed, April 9, 2025 - 9:30 am
Workshop: Polymer Clay - Buttons & Beads

Tues, May 13, 2025 - 10:00 am ON-SITE
Community Service Day - Sew Powerful Purse Project

Tues, June 10, 2025 - 10:00 am ON-SITE
Annual Creativity Show and Luncheon

Check the website for last minute changes.
www.ntgm.org

ON-SITE MEETINGS NOTED IN BLACK
 Doors open at 9:00 am
ON-SITE WORKSHOPS NOTED IN BLUE
 Pre-registration required for all workshops
ZOOM MEETINGS & WORKSHOPS IN RED

Knitwits meet the 1st Monday
Beaders meet the 1st Tuesday
Artful Quilters meet the 3rd Tuesday
Surface Designers meet the 4th Thursday
FiberArt Saturday meets 2nd & 4th Saturday



December 2024

Tuesday, December 10

10:00a – 3:45p

SEMINAR DAY

(Members Only)

Choose **ONE** workshop. **NO** workshop fee.
Bring your lunch and come prepared to learn a new technique.

Susan McCarty Rattail Coiling Techniques

Coil rattail and attach to felt, canvas, or fabric to create abstract designs.

[More information \(including photos\)](#)

Kit fee \$8.00

Sharon McKenna Beaded Rope

Create a herringbone-stitch necklace using beads of various sizes and shapes.

[More information \(including photos\)](#)

Kit fee \$3.00

Claudia Scroggins Knitted Purse

Knit a clutch small enough for a quick project but big enough to hold essentials.

[More information \(including photo\)](#)

Kit fee \$5.00

Sit & Stitch

Not interested in taking a workshop but still want to join us for the day.
Sit & Stitch space will be available. Bring a project to work on.

January 2025

ZOOM Lecture

January 14

BETH ROSS JOHNSON

“Sashiko: Japanese Folk Stitching”

Beth Johnson is a weaver, teacher, and writer. She grew up in Charleston, South Carolina where she became interested in weaving and the textile arts, studying with weaving legend Norman Kennedy. Beth maintains a studio in western North Carolina, where she has lived since 1980, and currently teaches at a variety of institutions, writes articles for textile magazines, and exhibits her work in the US and Canada.

A lifelong fascination with Asian art led to an interest in Japanese textiles. Beth has had two extensive stays in Japan to study kasuri (ikat weaving and dyeing) and sakiori (rag weaving) with master weavers. Other avenues of exploration include sashiko stitching, nyoho-e (Zen stitching), and ikat processes.

In a Power Point presentation, Beth will discuss the history of Japanese folk stitching traditions and suggest resources for learning more about these traditional art forms. Boro Boro originated out of necessity during medieval Japan, becoming a practical way to extend the life of worn-out clothing and household items. Kogin embroidery is a type of sashiko stitching that uses short horizontal running stitches to create beautiful geometric patterns.

www.bethrossjohnson.com



January 2025

ZOOM Workshop

Tuesday, January 14

12:45p – 3:45p

Wednesday, January 15

9:00a – 12:00p

BETH ROSS JOHNSON

Workshop

“Sashiko”

Sashiko is a versatile Japanese stitching and embroidery technique primarily used to mend, reinforce, and embellish garments and decorative and utilitarian household items.

In the workshop, participants will be introduced to two styles of sashiko, and learn how to design, transfer designs to cloth, and stitch to repair, reinforce, and embellish cloth.

The workshop includes two sessions, and a follow up Show & Tell session a few weeks later (actual date TBA).

On TUESDAY: **Hitomezashi Sashiko**: a geometric style of horizontal, vertical, and diagonal stitching based on a grid.

On WEDNESDAY: **Moyouzashi Sashiko**: a simpler form of sashiko that is made of straight or curved lines of running stitches. Patterns can be geometric or more freeform.



[Registration Form](#)

[Supply List](#)

Seats Available: 1

February 2025

ZOOM Lecture
February 11

DAVID OWEN HASTINGS

“Minimal Design, Maximum Impact”

David Owen Hastings is a modern quilter, graphic designer, and print and textile artist, speaker, and teacher. He creates richly layered contemporary art pieces and modern quilt and textile designs.

David will present an overview of the process he uses to create simple graphic quilt designs, starting with stitched paper models called maquettes. He will explain how to translate an architectural photo into a quilt design and show samples of mini quilts he has created using this process. The techniques David presents are also great for making unique modern quilt block designs. In addition, he will discuss walking foot quilting and how to break free from ‘stitch-in-the-ditch’.

www.davidowenhastings.com



February 2025

ZOOM Workshop

Wednesday, February 12 10:00a – 4:00p

DAVID OWEN HASTINGS

Workshop

“Inspired by Architecture”

Explore a creative process for developing dynamic and unique quilt designs to add to your own modern abstract quilts.

Working from photos of architectural elements, David will guide you through the steps to design a mini modern fabric quilt... inspired by architecture! You will learn the quilt-as-you-go method, sewing the top pieces, batting and backing simultaneously. You'll then add texture and complexity with David's unique approach to walking foot machine quilting where the quilting lines become a major design element. Learn to connect multiple quilted units with a great gusset join technique, then add a simple face binding for a modern finish.



[Registration Form](#)

[Supply List](#)

Seats Available: 11

March 2025

March 11

SUE WALTON

“Looking at Series: the Whys and Hows”

Sue Walton has been weaving for over 30 years after learning to weave in a class as prep for getting a MS in Art Education. Having woven it all (almost), she chose to focus on fabrics for clothing. Sue enjoys weaving, dyeing, and spinning, and was the Weaving Instructor at the Birmingham Bloomfield Art Center for 17 years, a position she stepped away from to do her own work.

Sue’s presentation will explore the concept of “working in series”. To understand why creatives do this, we will look at different artists and the ways their individual work develops through the use of this approach. Sue will then help us discover how we, as fiber artists, can utilize working in a series with step-by-step ways to find inspiration.



March 2025

Tuesday, March 11 12:45p – 3:45p
Wednesday, March 12 9:30a – 3:45p

SUE WALTON

Workshop

“Weaving Texture on a Frame Loom”

Participants in this workshop will learn to make a frame loom and put on a warp, incorporating yarns, fabric, ribbons, and fun objects to add color and texture to your piece. Sue will demonstrate a variety of different weave techniques and stitches to enhance your project. Learn how to take your project off your loom so you can turn the weaving into a wall hanging, table mat, or perhaps a pillow.



[Registration Form](#)

[Supply List](#)

Seats Available: 10

April 2025

April 8

SUE SCREWS

“Properties and Possibilities of Polymer Clay”

For Sue Screws, polymer clay provides endless ways to enjoy making jewelry and other items, from mixing the clay into coordinating colors, shaping it into intriguing forms, and texturing with at hand materials.

Polymer Clay can mimic SO many materials- metal, stone, wood, glass, flesh, fur, ceramic, fabric- you name it! Sue will explain the unique characteristics of polymer clay and the importance of understanding the effects of each property in working with the clay.



[Studio 1663 LLC](http://Studio1663.com)

April 2025

Tuesday, April 8 12:45p – 3:45p
Wednesday, April 9 9:30a – 3:45p

SUE SCREWS

Workshop

“Polymer Clay - Buttons and Beads”

The workshop will be centered on Mokume Gane, a Japanese metal technique that translates as faux wood. Participants will create a color pallet, make a billet of clay, distort the clay, and shave bits off to apply to a background. This veneer will be used to create buttons and beads.

If you plan to create buttons for a specific fabric or yarn, I suggest bringing a sample for us to match or coordinate.



[Registration Form](#)

[Supply List](#)

Seats Available: 5

May 2025

Tuesday, May 13

9:30a – 3:30p

COMMUNITY SERVICE DAY SEW POWERFUL PURSE PROJECT

The Community Service project that we have chosen for this year is the **Sew Powerful Purse Program**. This program is designed to help girls and young women in Zambia to stay in school throughout the year, and thus complete their education through high school. Please read the Overview of the program [HERE](#). It includes information about why the program was started and how it has helped to encourage girls to stay in school.

The Sew Powerful Purse Program aims to provide colorful and well-made purses (made by volunteers) so the girls can carry their needed hygiene supplies and still be in school.

The purses are filled with reusable cloth menstrual pads, underwear, and soap. Once a year, volunteers meet with all the girls at the local school and talk about health, hygiene, and menstruation. After that each young lady receives her supplies tucked into a beautiful purse.

The pattern we will use is found [HERE](#). It would be great if you all can set aside some of your fabrics for this project. Two fat-quarters will be enough to cut the outer parts and the lining. Throughout the coming year we plan to cut fabric and make kits, so our meeting in May of 2025 can be a day of just sewing.

For questions: Carol Buszek at
(586) 899-9960 or clg@wideopenwest.com



June 2025

June 10

Annual
CREATIVITY SHOW
and
LUNCHEON